

UNIVERSITY of
HOUSTON

**Physical Therapy (PTCAS)
Application Walkthrough
2020-2021**

Application opens June 17, 2020

Submission of application begins July 1, 2020

Introduction

- This presentation is meant to be a resource for you as you go through the PTCAS application process
- It does not cover all aspects of the application
- Not all programs require application through PTCAS
- Do your own research on individual program requirements, deadlines, supplemental application documents and fees
- Review the [PTCAS application website](#) for more information

Important Resources

- The [PTCAS program directory](#) provides a list of all PT programs in the country
- [PTCAS Fee Waiver](#) program. This is limited on a first-come, first-serve basis, and only provides a waiver for application to **one program**.
- [Applicant help center](#)
- List of participating [program deadlines](#)

PTCAS Fee Waiver

- Based on income level
- Submit as soon as you are ready to apply
- Must submit **before** you submit PTCAS application
- Only valid for 14 days (you must submit your application within 14 days of receiving the waiver)
- Must provide tax return documents (yours or parents)

Before you apply

Make sure that you...

- Have completed all prerequisite courses, or have a plan to complete them
- Have taken the GRE, or plan to take the GRE
- Have completed shadowing hours
- Contacted evaluators to request letters of recommendation
- Written a draft of your personal statement, met with Writing Center to review
- Compiled your resume
- Have copies of unofficial transcripts from all schools you attended (including community college)

PTCAS application status

- Application status
 - **Received**: PTCAS has received your application and is waiting for transcripts to arrive
 - **Complete**: Your transcripts have been received by PTCAS and is in queue to be verified
 - **Verified**: Your transcripts have been verified by PTCAS. Your application, together with transcripts is now available for programs to view. Programs may choose to process and review your application at this time
- Your status can be viewed from the PTCAS applicant dashboard

Create an account on PTCAS

- Go to the [PTCAS login page](#):
- Click “Create an Account”
- If you applied in an earlier cycle, you can sign in with your previous username and password

Welcome to PTCAS

Welcome!

The Physical Therapist Centralized Application Service (PTCAS) is a service of the American Physical Therapy Association (APTA). PTCAS simplifies the DPT application process by allowing you to apply to multiple programs with only one application.

Sign in with your username and password below. First time here? Select Create an Account to get started.

Sign In

Create an Account

[Forgot your username or password?](#)

[Reapplying to PTCAS?](#)

Re-applying/Restarting application

- If you are a re-applicant, or created an account in a previous cycle, you will be asked if you want to restart your application
 - You should keep your existing application as far as possible to prevent processing delays
- Decide if you want to keep existing data
 - You can keep coursework, demographic information, test scores, transcripts
 - Letters of evaluation, essays, program specific requirements will not be copied
 - Allow up to 24 hours for the information to be copied over

Add Programs

- You must select at least one PT program to apply to.
 - You have the option of skipping this section for now, but we recommend that you do this at this point
 - Add all programs you plan to apply to at this point
 - You can add more, or remove programs **before** submitting application
 - After submitting application, you can only **add** new programs

1. Search program name
Add Programs

Add	Program	Program Start Date	City	State	Deac
UNIVERSITY OF TEXAS MEDICAL BRANCH AT GALVESTON, THE					
+	Doctor of Physical Therapy	8/30/2021	Galveston	TX	11/0
UNIVERSITY OF TEXAS SOUTHWESTERN MEDICAL CENTER AT DALLAS					
+	Doctor of Physical Therapy	5/17/2021	Dallas	TX	11/0

2. Click the “+” to add program to your list

Review Selections

- Once you have added all the programs you need, review the list of programs to make sure it is complete
- Click “Continue to My Application” to proceed

The screenshot shows a web interface for reviewing program selections. At the top left, there is a blue button with a left arrow and the text 'Add More Programs'. The main heading is 'Review Your Program Selections' in a large, dark font, with a circular logo to its right. Below the heading is a paragraph of text: 'Below are the programs you have selected. If you are ready to start your application, click the Continue To My Application button below. Missing a Program? Click Add More Programs. You can add more programs at anytime.' A yellow warning box contains the text: 'Please note: PTCAS will be accepting applications beginning July 1, 2020. Please reach out to the support team for more information.' Below this, there are two summary boxes: 'APPLICATIONS READY FOR SUBMISSION' with the value '0' and 'TOTAL FEE(S)' with the value '\$155'. To the right of these boxes is a blue button labeled 'Continue To My Application' with a right arrow. Below the summary boxes is a 'Sort By' dropdown menu set to 'Deadline'. The main content area displays a list item for 'University of Texas Medical Branch at Galveston, The Doctor of Physical Therapy'. It includes the term 'Fall', a download icon, a trash icon, and a deadline of '11/02/2020'. A green progress bar is shown at the bottom of the list item, and a checkmark icon is visible on the right side of the bar.

Application fee

- First program: \$155
 - Additional program: \$60 each
- We recommend applying to 5 or 6 schools
 - Total application fee: \$375-\$430
- Note: some schools require a supplemental application fee and is **not included** in the PTCAS application fee

Number of PA programs	2020-2021 PTCAS application fee
1	\$155
2	\$210
3	\$265
4	\$320
5	\$375
6	\$430
7	\$485
8	\$540
9	\$595
10	\$650
11+	\$705+

Applicant dashboard

- After selecting your programs, you will be taken to the applicant dashboard with 4 quadrants
- Complete each of the 4 quadrants accordingly

My Application
This dashboard is your application home providing access to each part of the application you need to complete and a high level overview of your progress.

Latest Notifications

- 🕒 Your PTCAS login has been updated today
- 🔄 Welcome back to the PTCAS application (save this email!) today

[View My Notifications](#)

Getting Started?
Speed up your application by entering your colleges attended first.

Personal Information	Academic History
 0/8 Sections Completed	 0/3 Sections Completed
Supporting Information	Program Materials
 0/8 Sections Completed	 0/1 Sections Completed

Personal information

- You will provide background and demographic information
- Proofread your application and ensure that all information is entered correctly
 - Alternate names: List all names used, such as maiden name, or different forms of your last name
 - Date of birth: Make sure this is accurate
- Accurate information will help in processing of GRE scores, transcripts and documents required by individual programs (if any)

The screenshot displays the 'My Application' dashboard. At the top left, the title 'My Application' is followed by a brief description: 'This dashboard is your application home providing access to each part of the application you need to complete and a high level overview of your progress.' Below this is a 'Latest Notifications' box containing two messages: 'Your PTCAS login has been updated' and 'Welcome back to the PTCAS application (save this email)'. A 'View My Notifications' button is located below the notifications. On the right side, a circular progress indicator shows '0/8' sections completed. The main content area is titled 'Personal Information' with a sub-header '0/8 Sections Completed'. A vertical list of blue buttons provides access to various sections: 'Release Statement', 'Biographic Information', 'Contact Information', 'Citizenship Information', 'Race & Ethnicity', 'Parent/Guardian', 'Economic/Educational/ Environmental Factors', and 'Other Information'. The background of the dashboard features a photograph of a woman with blonde hair wearing a white Adidas shirt.

Contact Information

- Email address: provide the email that you check regularly so you do not miss communication from programs
- Current and Permanent address: If accepted, some programs will mail you an acceptance packet. While there are no guidelines for entering addresses, please ensure that you have access to mail at these addresses for the duration of the admission cycle

Contact Information

Enter your contact information in this section. Keep this information up-to-date throughout the application process. [Click here](#) for more information.

You can edit this section after you submit your application.

* Indicates required field

Current Address

* Country / Territory

* Street Address 1

Street Address 2

* City

* State/Province

* County

* Zip/Postal Code

Approximate Date through which current address is valid

* Is this your permanent address?
 Yes No

Other information

- Answer these questions truthfully
- Academic infraction
 - You will be given an opportunity to explain any disciplinary action or academic probation

Academic Infraction

* Have you ever been disciplined by any college, university, or professional school for: (1) unacceptable academic performance (academic probation, suspension, dismissal, etc.) or (2) conduct violations?

Yes

No

* If you answered "Yes" to the previous question, you must provide an explanation. Include 1) a brief description of the incident and/or arrest, 2) specific charge made, 3) related dates, 4) consequence, and 5) a reflection on the incident and how the incident has impacted your life.

0 word 0/500

PTCAS release statement

- You must review and respond to the following to proceed with your application:
 - PTCAS applicant user agreement and release
 - Advisor release
 - Yes: Allows PTCAS to release certain information to Pre-Health advisors
 - We strongly encourage you to do so, so we can help you and future applicants

My Application

This dashboard is your application home providing access to each part of the application you need to complete and a high level overview of your progress.

Personal Information
0/8 Sections Completed

Latest Notifications

- Your PTCAS login has been updated today
- Welcome back to the PTCAS application (save this email) today

[View My Notifications](#)

Release Statement

Biographic Information

Contact Information

Citizenship Information

Race & Ethnicity

Parent/Guardian

Economic/Educational/ Environmental Factors

Other Information

Academic history

- Start with the colleges attended section first
 - Enter **all** colleges you attended, including community college for dual-credit, even if you have transferred credits into UH or another institution
- Omission of any institution will result in a delay in the processing of your application

The image shows a screenshot of the PTCAS 'My Application' dashboard. On the left, there is a 'Latest Notifications' section with two messages: 'Your PTCAS login has been updated' and 'Welcome back to the PTCAS application (save this email!)'. Below this is a 'View My Notifications' button. The main content area is titled 'My Application' and includes a progress indicator showing '0/3' sections completed. A red arrow points from the progress indicator to the 'Academic History' section, which is highlighted in blue. Other sections visible in the sidebar include 'Colleges Attended', 'Transcript Entry', and 'Standardized Tests'.

Transcripts

- All transcripts must be sent to PTCAS
 - **Do not** send any transcripts to the programs you are applying. They will not be processed by the program and will not be forwarded to PTCAS
- One copy for each institution you attended
- Click order
 - If submitting electronic transcripts: select vendor before proceeding
 - If submitting by mail: Transcript ID form **must** be submitted with each transcript
- UH transcripts
 - We strongly recommend using the electronic transcripts option
 - Select Credentials Solutions as vendor

Application Add Program

Colleges Attended

Report all institutions attended, regardless of:

- Their relevance to the programs you're applying to, and
- Whether the coursework completed there was transferred to another institution.

Also, report each institution only once, regardless of the number of degrees earned or gaps in the dates of attendance. [Click here](#) for more information.

Once you submit your application, you cannot edit previously entered colleges and universities, but you can add new colleges and universities.

Information for Applicants Impacted by COVID-19: PTCAS understands that as a result of COVID-19, some applicants may not be able to obtain official transcripts from all of the colleges and universities they have attended. To assist applicants with this hardship, PTCAS is granting some applicants an exception and allowing them to upload unofficial transcripts for their PTCAS application. If you believe you need this exception, please visit the [COVID-19 Transcript Hardships](#) page.

[Add a College or University](#)

Ordering UH transcripts


- Select “Credential Solutions”
- Click “Visit Credential Solutions Now”
- Search for University of Houston
- Select “Order PDF Transcripts”


Order Your Official Transcript
University Of Houston University Park


Select how you want to order your official transcript.

Option 1: Order an Electronic Transcript | [Option 2: Order a Mailed Paper Transcript](#)

First, confirm with your school that they participate in one of the following e-transcript services. Then select their preferred service to order your transcript. If you cannot find your school in these services, please use Option 2 to order a paper transcript.

 **Credentials Solutions**

 National Student Clearinghouse

 parchment

Step 1: Search for University Of Houston University Park to see if your school participates.

Step 2: Select PTCAS - PHYSICAL THERAPIST CENTRALIZED APP SVC --- TRANSCRIPT PROCESSING as the recipient.

Step 3: Include your Transcript ID number: [9343403405-8091665-X] [Copy](#)

[Visit Credential Solutions Now](#)

[I Will Do This Later](#) | [I Ordered My Transcript](#)

Transcripts

- It is your responsibility to verify that all transcripts have been received by PTCAS
 - Allow 7-10 business days for transcript requests to be processed
 - Contact UH or other institutions if it has been 10 days and your transcripts have not been received
- PTCAS will not let you know if transcripts are pending
- You can review status of your transcripts on the Applicant Dashboard

Transcript FAQ

- Can I submit my application before I submit transcripts?
 - Yes. However, PTCAS will not process your application until **all** transcripts have been received
- If transfer credit is listed on the transcript of my primary institution, do I need to submit transcripts from each school?
 - Yes. Failure to provide transcripts from **every school** will lead to a delay in PTCAS processing your application
- How do I submit transcripts for planned or in-progress coursework?
 - Courses that are in-progress will be listed accordingly on your official transcript
 - If you signed up for summer and fall courses before requesting transcript, they will show up on your transcript
- Can programs view my transcript?
 - Yes. Programs can view your transcript if they choose to. However, you are still required to send a copy of your official transcript to a program, or provide follow up information if requested.

Transcript FAQ

- What if I attended an overseas institution?
 - Do not send these transcripts to PTCAS
 - Use a credential evaluation service like WES and request for a course-by-course evaluation
 - Evaluation is sent directly to PTCAS
 - See [PTCAS help page](#) for more information
- What about Study Abroad credits?
 - If your study abroad credits were transferred to UH, you will provide the transcript from UH and enter courses accordingly
 - If they do not transfer to UH or do not reflect grades or specific coursework, follow instructions for submitting international transcripts

Transcript Entry

- You will be given the option of Professional Transcript Entry (PTE) or entering it yourself
- Select the applicable option
- See next slide for more information on PTE

* Would you like to use Professional Transcript Entry?

Yes, I'd like to have my transcripts entered

No thanks, I'll handle it myself

Continue

Professional Transcript Entry (PTE)

- PTCAS provides this service to applicants who do not want to enter courses themselves
 - 1-3 transcripts: \$69
 - 4-6 transcripts: \$95
 - 7 or more transcripts: \$145
- This services does not cover
 - Planned and in-progress coursework
 - Coursework taken outside the US
- Takes up to 10 business days to complete **in addition** to 2 to 4 week verification period
 - Plan ahead if using this service
- You will be given opportunity to review entry and make changes
- Any manual changes to coursework (including planned and in-progress coursework) can only be done after verification process

Transcript Entry

- If you decide to enter your own grades..
 - Refer to your unofficial transcript for this section
 - **Do not** attempt to do this from memory
 - You must enter each course exactly as it is shown on your transcript, including those you failed, repeated, and withdrew from.
 - All coursework must be entered
 - AP, IB, CLEP credit must be entered under the first semester you attended the institution.
 - Enter “CR” as the grade
 - Use N/A if there is no course number or prefix

Transcript Entry

- First complete the required sections on top of the page
- Click “Save” to proceed
- Click “Add a Course” to begin adding courses

Transcript Entry

UNIVERSITY OF HOUSTON - UNIVERSITY PARK Transcript

Fall August 2017 - Still Attending

* Indicates required field

*TERM	*YEAR	*ACADEMIC STATUS	*COMPLETION STATUS
Fall	2017	Freshman	Completed

Cancel Save

Enter your courses first. For any courses you took that fall outside of the typical academic statuses, choose Freshman. After you enter all courses, you will start Transcript Review where you will be asked to identify courses that are Repeated, Advanced Placement, Other Tests, Honors, and Study Abroad.

Is entering your coursework taking too long?



Save Time

Is entering your coursework taking too long? Save significant time and ensure accuracy by having our specialists do it for you.

Tell me more



+ Add A Course

Transcript Entry


- Enter the course code, title, credits and grade accordingly
- CAS grade will populate accordingly after entering the grade
- Lab and lecture should be added separately

UNIVERSITY OF HOUSTON - UNIVERSITY PARK Transcript

Fall August 2017 - Still Attending

* Indicates required field

*TERM	*YEAR	*ACADEMIC STATUS	*COMPLETION STATUS
Fall	2017	Freshman	Completed

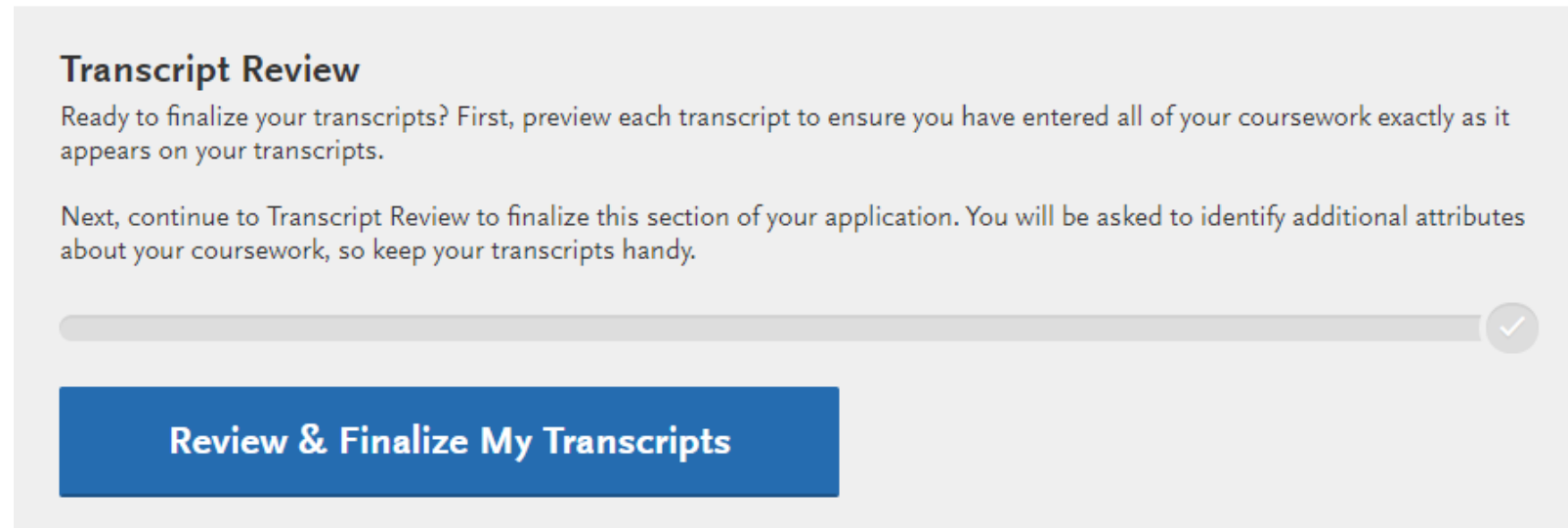
* COURSE CODE	* COURSE TITLE	* SUBJECT	* CREDITS	* GRADE	CAS GRADE		
BIOL 1361	Introduction to Biolog	Biology	3	00	B+	B+	
<small>e.g., BIO 101</small>	<small>e.g., Introduction to Biology</small>		<small>e.g., 3.00</small>		<small>e.g., 85 or B</small>		

+ Add A Course + Add A Semester

Cancel Save

Review and finalize transcripts

- Once you have entered **all** your coursework from **all** colleges you attended, click “Review and Finalize My Transcripts”
- You will be given an opportunity to confirm AP credit, repeated coursework, honors coursework and study abroad credits



Transcript Review

Ready to finalize your transcripts? First, preview each transcript to ensure you have entered all of your coursework exactly as it appears on your transcripts.

Next, continue to Transcript Review to finalize this section of your application. You will be asked to identify additional attributes about your coursework, so keep your transcripts handy.

Progress bar with a checkmark icon at the end.

[Review & Finalize My Transcripts](#)

Repeated coursework

- You will be asked if you repeated any classes
- Courses that you withdrew from and then retook is not considered a repeat
- Mark **all** attempts as repeat

2 COURSES SELECTED

I am Done, Continue

UNIVERSITY OF HOUSTON - UNIVERSITY PARK Transcript 2

I Am Not Adding Any Repeated Courses

Fall 2017					
	COURSE CODE	COURSE TITLE	SUBJECT	CREDITS	GRADE
+	BIOL 1361	Introduction t	Biology	3.00	B+
+	CHEM 1331	Fundamentals	Chemistry	3.00	CR
✓	BIOL 1362	Introduction t	Biology	3.00	D <input checked="" type="checkbox"/>

Summer 1 2018					
	COURSE CODE	COURSE TITLE	SUBJECT	CREDITS	GRADE
+	PHIL 1003	Introduction t	Philosophy	3.00	B

Spring 2020					
	COURSE CODE	COURSE TITLE	SUBJECT	CREDITS	GRADE
+	CHEM 3332	Honors Orgar	Chemistry	3.00	B
✓	BIOL 1362	Introduction t	Biology	3.00	B <input checked="" type="checkbox"/>

AP/IB/CLEP credits

- If you obtained AP credits, you will list the grade as CR
- Confirm AP credits under the Transcript Review section

UNIVERSITY OF HOUSTON - UNIVERSITY PARK Transcript

Fall August 2017 - Still Attending

* Indicates required field


*TERM	*YEAR	*ACADEMIC STATUS	*COMPLETION STATUS
Fall	2017	Freshman	Completed

* COURSE CODE	* COURSE TITLE	* SUBJECT	* CREDITS	* GRADE	CAS GRADE
BIOL 1361	Introduction to Biolog	Biology	3	00	B+
CHEM 1331	Fundamentals of Cher	Chemistry	3	00	CR

e.g., BIO 101 e.g., Introduction to Biology e.g., 3.00 e.g., 85 or B

+ Add A Course + Add A Semester

Cancel Save



AP/IB/CLEP credits

- Click the “+” next to any courses you received AP/IB/CLEP credit for

I Am Not Adding Any Advanced Placement Courses

Fall 2017

	COURSE CODE	COURSE TITLE	SUBJECT	CREDITS	GRADE
+	BIOL 1361	Introduction t	Biology	3.00	B+
+	CHEM 1331	Fundamentals	Chemistry	3.00	CR
+	BIOL 1362	Introduction t	Biology	3.00	D

Summer 1 2018

	COURSE CODE	COURSE TITLE	SUBJECT	CREDITS	GRADE
+	PHIL 1003	Introduction t	Philosophy	3.00	B

Spring 2020

	COURSE CODE	COURSE TITLE	SUBJECT	CREDITS	GRADE
+	CHEM 3332	Honors Orgar	Chemistry	3.00	B
+	BIOL 1362	Introduction t	Biology	3.00	B



Study abroad coursework

- Enter study abroad coursework accordingly during transcript entry
- You will confirm them in the transcript review section
- Click the “+” next to any study abroad courses you have taken


Summer 1 2018 Sophomore					
* COURSE CODE	* COURSE TITLE	* SUBJECT	* CREDITS	* GRADE	CAS GRADE
PHIL 1003	Introduction to Philosoph	Philosophy	3.00	B	B

[I Am Not Adding Any Study Abroad Courses](#)

Fall 2017					
	COURSE CODE	COURSE TITLE	SUBJECT	CREDITS	GRADE
+	BIOL 1361	Introduction t	Biology	3.00	B+
+	CHEM 1331	Fundamentals	Chemistry	3.00	CR
+	BIOL 1362	Introduction t	Biology	3.00	D

Summer 1 2018					
	COURSE CODE	COURSE TITLE	SUBJECT	CREDITS	GRADE
+	PHIL 1003	Introduction t	Philosophy	3.00	B

Spring 2020					
	COURSE CODE	COURSE TITLE	SUBJECT	CREDITS	GRADE
+	CHEM 3332	Honors Orgar	Chemistry	3.00	B
+	BIOL 1362	Introduction t	Biology	3.00	B



Honors coursework

- Enter Honors coursework accordingly during transcript entry
- You will confirm them in the transcript review section
- Click the “+” next to any Honors courses you have taken

I Am Not Adding Any Honors Courses

Fall 2017					
	COURSE CODE	COURSE TITLE	SUBJECT	CREDITS	GRADE
+	BIOL 1361	Introduction t	Biology	3.00	B+
+	CHEM 1331	Fundamentals	Chemistry	3.00	CR
+	BIOL 1362	Introduction t	Biology	3.00	D

Summer 1 2018					
	COURSE CODE	COURSE TITLE	SUBJECT	CREDITS	GRADE
+	PHIL 1003	Introduction t	Philosophy	3.00	B

Spring 2020					
	COURSE CODE	COURSE TITLE	SUBJECT	CREDITS	GRADE
+	CHEM 3332	Honors Orgar	Chemistry	3.00	B
+	BIOL 1362	Introduction t	Biology	3.00	B



In progress coursework


- All planned coursework must be indicated on the transcript entry
- Select “In progress/planned” under completion status

+ Add A Course + Add A Semester

*TERM	*YEAR	*ACADEMIC STATUS	*COMPLETION STATUS
Fall	2020	Senior	In Progress/Planned

+ Add A Course + Add A Semester

Cancel Save



Standardized tests

- Check with programs where to send scores
 - Some programs will require you send them scores directly
 - Others will receive through PTCAS
 - Make sure that you know the test-taking deadlines and score-reporting deadlines of programs
- If scores are sent directly to program, you can self-report test score through PTCAS
- Can add tests taken and tests planned

Standardized tests

- To add a test taken
 - Note: this counts as self-reporting your and is **not** considered an official test score

The image shows a user interface for reporting standardized test scores. It features two main sections: GRE and TOEFL. Each section has a progress bar with a checkmark on the right and a blue 'Add Test Score' button. Below these sections is a dashed box containing a blue button with a plus sign and the text '+ Add a Standardized Test'. A large red arrow points from the text 'Click here to add test score' to this button.

GRE

Add Test Score

TOEFL

Add Test Score

Click here to add test score

+ Add a Standardized Test

Standardized tests

- Enter the information requested
- All scoring information can be found on your GRE score report
- If you plan to re-take a test, or have not taken the GRE at the point of submitting your application, select “No” and enter the required information

GRE



* Indicates required field

* Have you taken the test?

Yes No

* When did you take this test?

MM/DD/YYYY

ETS Registration Code

Quantitative	<input type="text"/>	Quantitative Percentile	<input type="text"/>
Verbal	<input type="text"/>	Verbal Percentile	<input type="text"/>
Analytical Writing	<input type="text"/>	Analytical Writing Percentile	<input type="text"/>

Reporting GRE scores

- If the program accepts scores directly from PTCAS, review the codes [on this page](#) for each program
- If the program requires you to send them scores directly, verify the code on the respective program website
 - Log into your [GRE account](#), click “Send additional score reports”
 - Key in the code under “Score Recipient Name and Code”
 - Click and verify that it is the correct program/PTCAS code
 - Click “Add to cart and checkout”

Supporting information: References

- Before you begin:
 - Ensure you have verified the reference requirements for each program
 - You have contacted your references to get their consent
 - Inform your references that an email with a link will come from **PTCASinfo@PTCAS.org**
- PTCAS will accept a maximum of 5 references

References

Supporting Information
0/8 Sections Completed

1. Click References to begin

- References
- Observation Hours
- Experiences
- Achievements
- Licenses and Certifications
- Essay
- COVID-19 Transcript Hardships
- Documents

I Am Not Adding Any References

Create Reference Request

+ Create Reference Request

2. Click to enter Evaluator's information

Supporting information: Observation Hours

- This section is where you will include all of your Observation hours
 - Make sure that **any** planned observation hours are included in this section
 - Not all programs require verification, if you are applying to schools which require verification, choosing the appropriate option will verify your hours for all schools

Setting and Hours of Experience: Check and enter hours for all settings that apply to your experience in this facility.

INPATIENT Settings: Facility generally admits patients overnight	Hours Completed	Hours Planned / In Progress
Acute Care Hospital	<input type="text" value="0"/>	<input type="text" value="0"/>
Nursing Home/Skilled Nursing Facility/Extended Care Facility	<input type="text" value="0"/>	<input type="text" value="0"/>
Other Inpatient Facility	<input type="text" value="0"/>	<input type="text" value="0"/>
Rehabilitation/Sub-acute Rehabilitation	<input type="text" value="0"/>	<input type="text" value="0"/>
OUTPATIENT Settings: Facility has no overnight patients	Hours Completed	Hours Planned / In Progress
Free-standing PT or Hospital Clinic	<input type="text" value="0"/>	<input type="text" value="0"/>
Home Health	<input type="text" value="0"/>	<input type="text" value="0"/>
Industrial/Occupational Health	<input type="text" value="0"/>	<input type="text" value="0"/>
Other Outpatient Facility	<input type="text" value="0"/>	<input type="text" value="0"/>
School/Pre-school	<input type="text" value="0"/>	<input type="text" value="0"/>
Wellness/Prevention/Fitness	<input type="text" value="0"/>	<input type="text" value="0"/>
TOTAL # OF HOURS COMPLETED FOR ALL SETTINGS	<input type="text" value="0"/>	<input type="text" value="0"/>

PT Observation Hours Submission Type

* How do you want to have your PT observation hours verified?

Select

- Send my PT observation hours to my PT supervisor for verification
- Upload a signed form verifying my PT observation hours
- I will not have my PT observation hours verified

Supporting information: Experiences

- This section is where you will include all of your experiences including:
 - Research
 - Work
 - Leadership
 - Co-curricular activities
 - Volunteer
 - Teaching

Achievements

- Use this page to include any academic achievements such as scholarships, Dean's list, publications.

Personal statement

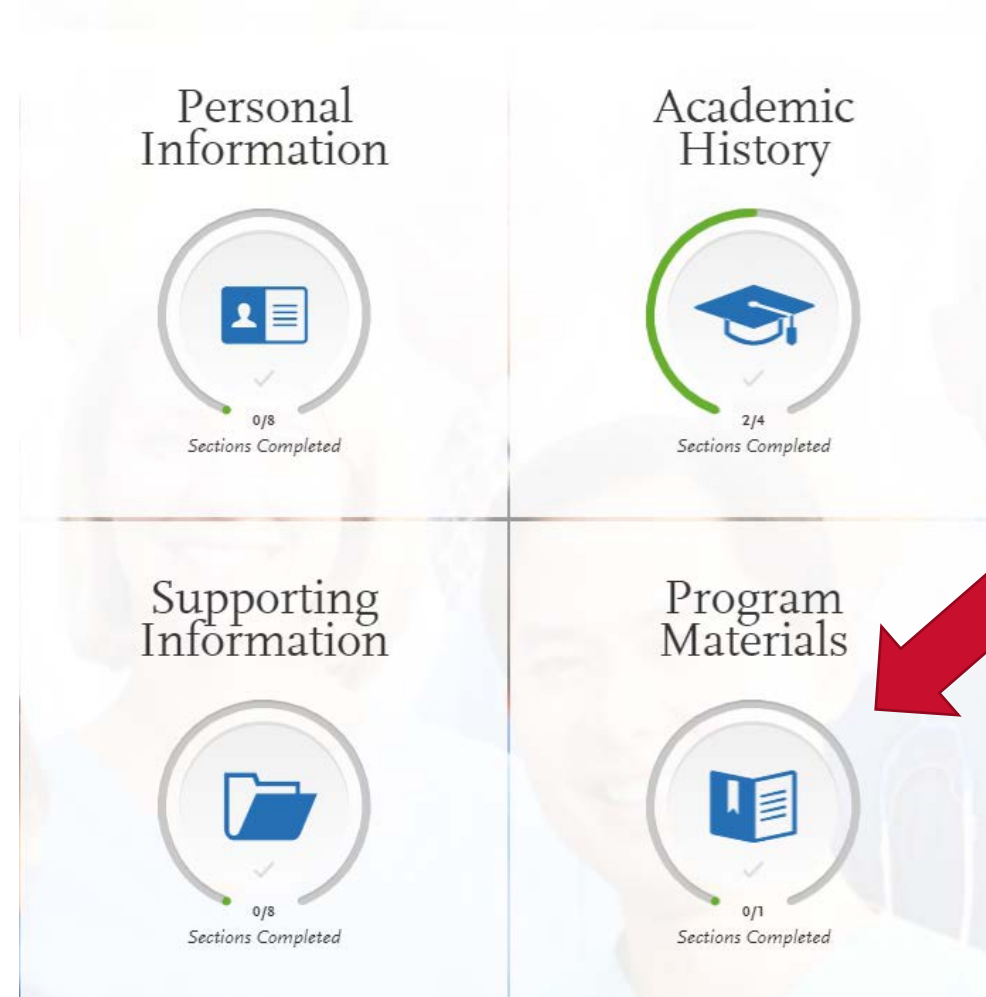
- Brief essay on why you are interested in becoming a PT
 - Do not exceed maximum length
 - Proofread: Make sure someone else has read it and you have corrected for any errors
 - Make an appointment with Writing Center for help

COVID-19 transcript hardships

- Some students may experience a delay in providing official transcripts to students
- University of Houston is not reporting any delays in providing official transcripts
- Make sure that you check with other institutions you have attended to be sure they are able to send transcripts in a timely manner
- If they are not able to do so, you will indicate the institution name under this section
- You are still required to upload unofficial transcripts under “Documents”

Program specific

- Some programs have more specific requirements such as an additional essay, or additional questions
- Be sure that you have completed every section for each program you are applying to
- Some programs will require:
 - Prerequisites: You will match the courses you have taken to the prerequisites required for the program
 - Resume
 - Other documents



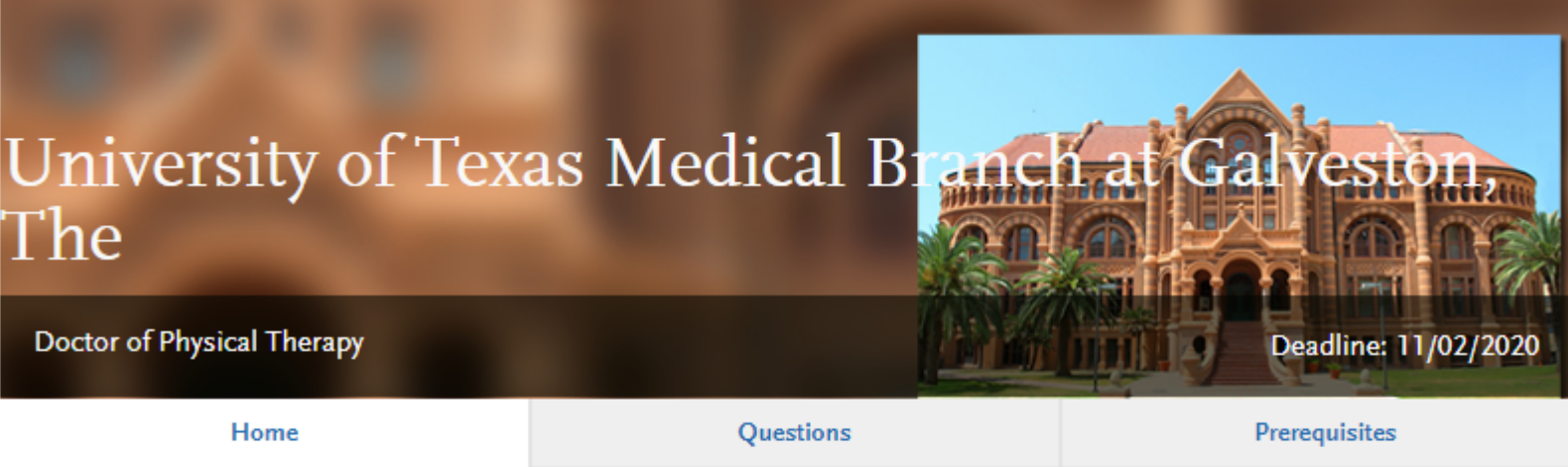
Program specific

- The following is an example of one program. Other programs may have different requirements or pages



Program specific - Home

- Make sure you review **all** the information listed here



University of Texas Medical Branch at Galveston,
The
Doctor of Physical Therapy

Deadline: 11/02/2020

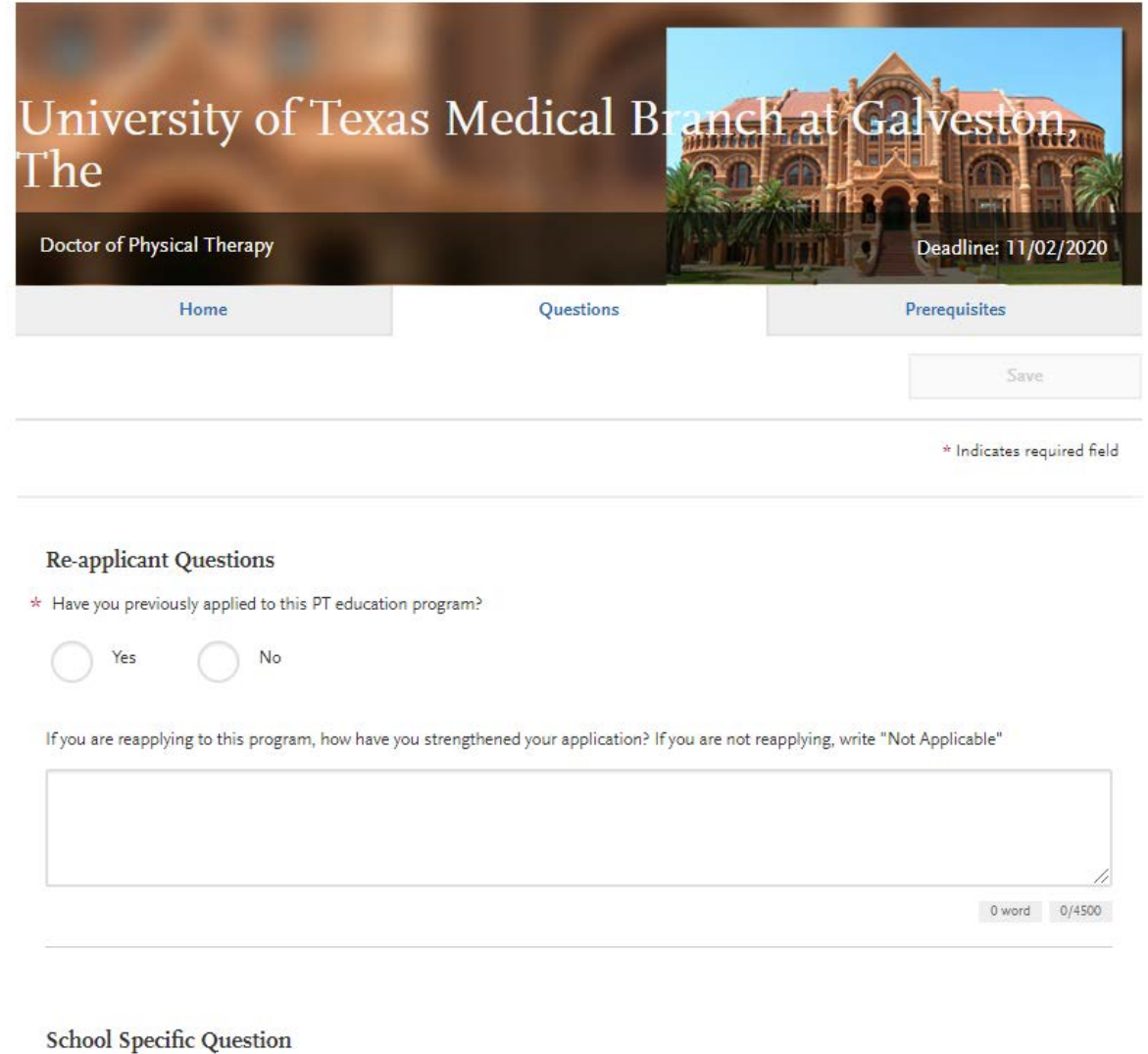
[Home](#) [Questions](#) [Prerequisites](#)

Thank you for your interest in our Doctorate of Physical Therapy program at the University of Texas Medical Branch!

The Department of Physical Therapy in the School of Health Professions prides itself in preparing students for a successful career as a licensed physical therapist through sound academics and well rounded clinical education. We contribute to the mission of our University and strive to "improve health for the people of Texas and around the world."

Program specific - Questions

- Respond to **all** questions listed on this page



University of Texas Medical Branch at Galveston,
The

Doctor of Physical Therapy

Deadline: 11/02/2020

[Home](#) [Questions](#) [Prerequisites](#)

[Save](#)

* Indicates required field

Re-applicant Questions

* Have you previously applied to this PT education program?

Yes No

If you are reapplying to this program, how have you strengthened your application? If you are not reapplying, write "Not Applicable"

0 word 0/4500

School Specific Question

Program specific - prerequisites

- Most programs will include a page for you to match courses taken to prerequisite classes
- Make sure that your prerequisite classes are coded correctly under “Subjects” in the Transcript entry section
- Note: Transcript review must be finalized before this step can be completed

Fall 2018 Sophomore						
* COURSE CODE	* COURSE TITLE	* SUBJECT	* CREDITS	* GRADE	CAS GRADE	
BIOL 1334	Anatomy and Physiology	Anatomy & Physiology	3.00	A	A	
BIOL 3324	Human Physiology	Anatomy & Physiology	3.00	B	B	

+ Add A Course + Add A Semester



Program specific - prerequisites

Prerequisites

1. Select the appropriate prerequisite category

Biology / Biological Science



Save and Exit

Select Your Biology / Biological Science Course

I Am Not Matching Any Courses to this Prerequisite

For science majors. 1 of 2 Biology/biological science courses required.
Coursework older than 10 years not accepted.

Minimum Credits 4 | Minimum Grades 3

UNIVERSITY OF HOUSTON - UNIVERSITY PARK Transcript 0

Fall 2018

COURSE CODE	COURSE TITLE	SUBJECT	CREDITS	GRADE
-------------	--------------	---------	---------	-------



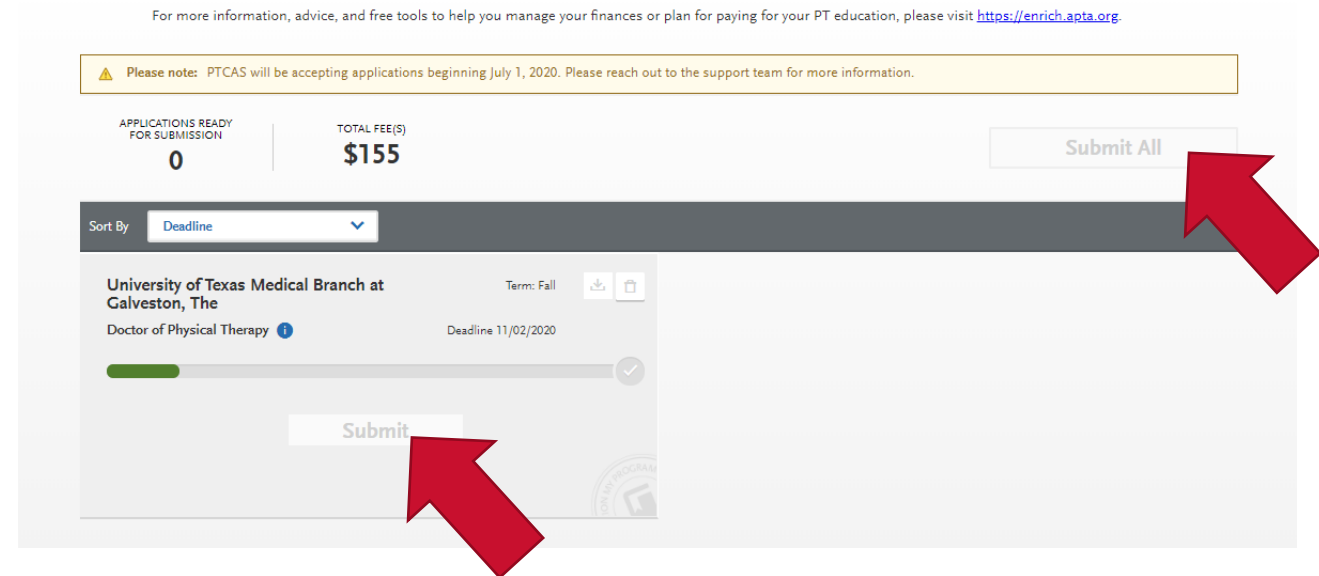
BIOL1334	Anatomy and Physiology I	Anatomy & Physiology	3.00	A
----------	--------------------------	----------------------	------	---

2. Check the appropriate class and corresponding lab

Note: Include **all** repeated attempts

Submit application

- You have the option of submitting all applications at once or only submitting selected applications
- If submitting selected applications, you will click the “Submit” button for each program
- Clicking “Submit All” will submit applications for all programs
- Application fees are **non-refundable**



Checking application status

- Clicking the “Check Status” link will allow you see whether transcripts and test scores (if sent through PTCAS) have been received
- It will also let you know when your application has been verified

The screenshot displays a user interface for checking application status. At the top, there are two buttons: "Submit Application" and "Check Status". A red arrow points from the "Check Status" button to a detailed view of the application progress. This view includes two progress indicators: "Personal Information" (0/8 Sections Completed) and "Academic History" (3/4 Sections Completed). Below these, there is a "Transcripts" section with a right-pointing arrow and the text "Arrived 0 of 1". Underneath is a "My Programs" section with a table showing the application status for a "Doctor of Physical Therapy" program at the "University of Texas Medical Branch at Galveston, The". The status is "In Progress", and there is a "Download Application (PDF)" link with a download icon.

Program	Application Status	Download Application (PDF)
Doctor of Physical Therapy University of Texas Medical Branch at Galveston, The	In Progress	